

Freddy's 15 mg CBD Choco Chew



PASS
Overall Batch Results

1.184

Total THC per Package (mg)

1.184

Total THC per Serving (mg)

14.956

Total CBD per Package (mg)

14.956

Total CBD per Serving (mg)

Total THC %: **0.014%**

Total CBD %: **0.173%**

Total Cannabinoids %: **0.195%**

Total Cannabinoids % (Non-Decarboxylated): **0.195%**

THC per Serving (mg): **1.184**

THC per Package (mg): **1.184**

Account Name: **Stix Enterprises LLC**
 Producer Name: **N/A**
 Producer Address: **N/A**
 Producer Lic#: **N/A**
 Distributor Name: **N/A**
 Distributor Address: **N/A**
 Distributor Lic#: **N/A**

Sample ID: **3006282**
 Sample Type: **Edible**
 Pick-Up Date: **N/A**
 Received Date: **2021-03-31**
 Sample Accession Date: **2021-03-31**
 Analysis Completed Date: **2021-04-05**
 Lot/Batch #: **03222021-L**
 Sample Weight/Volume: **8.64 g**
 Sample Unit Count: **N/A**
 Batch Weight/Volume: **N/A**
 Batch Unit Count: **N/A**
 Package Weight/Volume: **8.64 g**
 Serving Weight/Volume: **8.64 g**
 Density: **NT**
 Water Activity (aw): **0.491**
 Water Activity Pass/Fail: **Pass**
 Moisture Content (%): **NT**
 Foreign Matter Pass/Fail: **Pass**
 METRC Source UID: **N/A**

Cannabinoids

PASS

Terpenes

NOT TESTED

Heavy Metals

PASS

Residual Solvents

PASS

Microbials

PASS

Chemical Residue




PASS

Mycotoxin

PASS



Cannabinoid Analysis

Analyte	LOD (mg/g or mg/mL)	LOQ (mg/g or mg/mL)	Results (mg/g or mg/mL)	Results (%)	Action Limits (mg/g or mg/mL)	Serving Pass/Fail	Package Pass/Fail	
CBD	0.000625	0.00125	1.731	0.1731%	N/A	Pass	Pass	CBD 
d9-THC	0.000625	0.005	0.137	0.0137%	N/A	Pass	Pass	d9-THC 
CBG	0.000625	0.00125	0.082	0.0082%	N/A	Pass	Pass	CBG 
CBC	0.000625	0.00125	ND	ND	N/A	Pass	Pass	CBC
CBN	0.000625	0.00125	ND	ND	N/A	Pass	Pass	CBDA
d8-THC	0.000625	0.005	ND	ND	N/A	Pass	Pass	CBDV
THCA	0.000625	0.00125	ND	ND	N/A	Pass	Pass	CBDVA
CBDA	0.000313	0.000625	ND	ND	N/A	Pass	Pass	CBGA
CBDV	0.000313	0.000625	ND	ND	N/A	Pass	Pass	CBN
CBDVA	0.000313	0.000625	ND	ND	N/A	Pass	Pass	d8-THC
CBGA	0.000313	0.000625	ND	ND	N/A	Pass	Pass	THCA
THCV	0.000313	0.000625	ND	ND	N/A	Pass	Pass	THCV

1.731 mg/g
Total CBD

0.137 mg/g
Total THC

Instrument	Method	Accession Date	Panel Completed Date
IR-ALTUS01	SOP-001:AnalysisOfCannabinoids	2021-03-31	2021-04-05

Heavy Metals Analysis

PASS

Analyte	LOD (µg/g or µg/mL) ↓	LOQ (µg/g or µg/mL)	Action Limits (µg/g or µg/mL)	Results (µg/g or µg/mL)	Pass/Fail
Arsenic	0.0001	0.0004	1.5	0.0040	Pass
Cadmium	0.0001	0.0002	0.5	0.0242	Pass
Lead	0.0001	0.0002	0.5	0.0205	Pass
Mercury	0.000030	0.0001	3	0.0057	Pass

Instrument	Method	Accession Date ↓	Panel Completed Date
IR-NEXION01	SOP-005:AnalysisOfHeavyMetals	2021-03-31	2021-04-02

TESTED



Residual Solvents Analysis

PASS

Analyte	LOD (µg/g or µg/mL) ↓	LOQ (µg/g or µg/mL)	Action Limits (µg/g or µg/mL)	Results (µg/g or µg/mL)	Pass/Fail
Isopropyl Alcohol		0.448	0.896 5000	ND	Pass
Butane		0.37	0.75 5000	ND	Pass
Ethanol		0.36	0.896 5000	ND	Pass
Ethyl Acetate		0.359	0.717 5000	ND	Pass
Propane		0.299	1.49 5000	ND	Pass
Pentane		0.27	0.672 5000	ND	Pass
Methanol		0.21	0.51 3000	ND	Pass
Ethyl Ether		0.18	0.45 5000	ND	Pass
Heptane		0.18	0.448 5000	ND	Pass
Acetone		0.135	0.27 5000	ND	Pass
Toluene		0.134	0.269 890	ND	Pass
Total Xylenes		0.134	1.34 2170	ND	Pass
Acetonitrile		0.054	0.108 410	ND	Pass
Methylene Chloride		0.025	0.045 1	ND	Pass
1,2-Dichloroethane		0.023	0.045 1	ND	Pass
Trichloroethylene		0.023	0.045 1	ND	Pass
Chloroform		0.018	0.045 1	ND	Pass
Hexane		0.018	0.045 290	ND	Pass
Benzene		0.009	0.023 1	ND	Pass
Ethylene Oxide		0.009	0.45 1	ND	Pass

Instrument	Method	Accession Date ↓	Panel Completed Date
IR-CLARIS01	SOP-004:AnalysisOfResidualSolvents	2021-03-31	2021-04-02

Microbial Analysis

PASS

Analyte	LOD (Copies of Input DNA) ↓	LOQ (Copies of Input DNA)	Action Limits (Copies of Input DNA)	Results
<i>A. niger</i>		20	250 0	Pass
<i>Salmonella spp.</i>		10	250 0	Pass
<i>A. flavus</i>		2	62.5 0	Pass
<i>A. fumigatus</i>		2	62.5 0	Pass
<i>Aspergillus</i>		2	62.5 0	Pass
<i>A. terreus</i>		2	62.5 0	Pass
<i>E. coli</i>		2	62.5 0	Pass

Instrument ↓	Method	Accession Date	Panel Completed Date
IR-ARIAMX01	SOP-006:AnalysisOfMicrobials	2021-03-31	2021-04-05

TESTED



Chemical Residue Analysis

PASS

Analyte	LOD (µg/g or µg/mL) ↓	LOQ (µg/g or µg/mL)	Action Limit (µg/g or µg/mL)	Results (µg/g or µg/mL)	Pass/Fail	Analyte	LOD (µg/g or µg/mL) ↓	LOQ (µg/g or µg/mL)	Action Limit (µg/g or µg/mL)	Results (µg/g or µg/mL)	Pass/Fail
Flonicamid	0.002773	0.009244	2	ND	Pass	Methyl Parathion	0.002894	0.009645	0	ND	Pass
Cypermethrin	0.002624	0.008746	1	ND	Pass	Pyrethrins	0.002267	0.007557	1	ND	Pass
Abamectin	0.001925	0.006417	0.3	ND	Pass	Pyridaben	0.001572	0.00524	3	ND	Pass
Fludioxinil	0.001688	0.005626	30	ND	Pass	Paclotbutrazol	0.001487	0.004955	0	ND	Pass
Daminozide	0.001586	0.005287	0	ND	Pass	Spirotetramat	0.001254	0.004179	13	ND	Pass
Chlorantraniliprole	0.001565	0.005216	40	ND	Pass	Prallethrin	0.001205	0.004015	0.4	ND	Pass
Azoxystrobin	0.001545	0.005151	40	ND	Pass	Methiocarb	0.000943	0.003142	0	ND	Pass
Chlorfenapyr	0.001529	0.005098	0	ND	Pass	Tebuconazole	0.000933	0.003111	2	ND	Pass
Cyfluthrin	0.001524	0.005081	1	ND	Pass	Spiromesifen	0.000933	0.003111	12	ND	Pass
Captan	0.001356	0.004521	5	ND	Pass	Spinosaad	0.00092	0.003065	3	ND	Pass
Bifenazate	0.001312	0.004374	5	ND	Pass	Trifloxystrobin	0.000872	0.002906	30	ND	Pass
Chlorane	0.001294	0.004314	0	ND	Pass	Permethrin	0.000844	0.002814	20	ND	Pass
Dimethomorph	0.001285	0.004284	20	ND	Pass	Malathion	0.000813	0.00271	5	ND	Pass
Aldicarb	0.001222	0.004072	0	ND	Pass	Metalaxyl	0.000807	0.002689	15	ND	Pass
Coumaphos	0.001209	0.004032	0	ND	Pass	Propiconazole	0.000805	0.002682	20	ND	Pass
Carbaryl	0.001164	0.00388	0.5	ND	Pass	Propoxur	0.000794	0.002648	0	ND	Pass
Ethoprophos	0.001154	0.003847	0	ND	Pass	Imazalil	0.000785	0.002618	0	ND	Pass
Chlorpyrifos	0.001083	0.003612	0	ND	Pass	Myclobutanil	0.000753	0.002509	9	ND	Pass
Diazinon	0.00107	0.003566	0.2	ND	Pass	Spiroxamine	0.00072	0.002401	0	ND	Pass
Bifenthrin	0.000887	0.002957	0.5	ND	Pass	Hexythiazox	0.0007	0.002333	2	ND	Pass
Boscalid	0.000871	0.002902	10	ND	Pass	Piperonyl Butoxide	0.00069	0.002299	8	ND	Pass
Clofentezine	0.000835	0.002782	0.5	ND	Pass	Imidacloprid	0.000674	0.002246	3	ND	Pass
Fenpyroximate	0.000813	0.00271	2	ND	Pass	Kresoxim-Methyl	0.000668	0.002227	1	ND	Pass
Fipronil	0.000752	0.002505	0	ND	Pass	Spinetoram	0.00065	0.002165	3	ND	Pass
Fenoxycarb	0.000738	0.00246	0	ND	Pass	Oxamyl	0.000641	0.002136	0.2	ND	Pass
Etowazole	0.000669	0.0023	1.5	ND	Pass	Thiamethoxam	0.000639	0.002129	4.5	ND	Pass
Dimethoate	0.000685	0.002284	0	ND	Pass	Methomyl	0.000614	0.002045	0.1	ND	Pass
Carbofuran	0.000666	0.00222	0	ND	Pass	Mevinphos	0.0006	0.002	0	ND	Pass
Acequinocyl	0.000661	0.002204	4	ND	Pass	PCNB	0.000588	0.001962	0.2	ND	Pass
Etofenprox	0.000652	0.002174	0	ND	Pass	Phosmet	0.000549	0.00183	0.2	ND	Pass
Fenhexamid	0.000651	0.002171	10	ND	Pass	Naled	0.000372	0.00124	0.5	ND	Pass
Dichlorvos	0.000643	0.002142	0	ND	Pass	Thiachloprid	0.000201	0.000671	0	ND	Pass
Acephate	0.00062	0.002066	5	ND	Pass						
Acetamiprid	0.000603	0.002009	5	ND	Pass						

Instrument	Method	Accession Date ↓	Panel Completed Date
IR-QSIGHT01	SOP-003:AnalysisOfPesticidesAndMycotoxins	2021-03-31	2021-04-02

TESTED



Mycotoxin Analysis

PASS

Analyte	LOD (µg/g or µg/mL) ↓	LOQ (µg/g or µg/mL)	Results (µg/g or µg/mL)	Action Limits (µg/g or µg/mL)	Pass/Fail
Ochratoxin A		0.00404	0.0101 ND	0.02	Pass
Aflatoxin B1		0.00202	0.00404 ND	N/A	Pass
Aflatoxin B2		0.00202	0.00404 ND	N/A	Pass
Aflatoxin G1		0.00202	0.00404 ND	N/A	Pass
Aflatoxin G2		0.00202	0.00404 ND	N/A	Pass

Instrument	Method	Accession Date ↓	Panel Completed Date
IR-QSIGHT01	SOP-003:AnalysisOfPesticidesAndMycotoxins	2021-03-31	2021-04-02

SIGNATURE OF CONFIRMATION

Mike Tunis
 MIKE TUNIS
 LAB DIRECTOR

2021-04-05
 Date of Confirmation

Total CBD = (CBDA * 0.877) + CBD
 Total THC = (THCA * 0.877) + D9-THC
 D9-THC % = (Component Amount in mg / 1000)
 PPM to % = ((PPM/1000)/1000)*100
 Moisture Content Adjustment = (Component Amount / (1000 mg - (1000 * Moisture Correction %)) * 1000

QUALITY REVIEW

Joshua Cosgrove
 JOSHUA COSGROVE
 LAB MANAGER

2021-04-05
 Date of Quality Review

Total Cannabinoids %: Total decarboxylated cannabinoids concentration per BCC regulation 5724(A). Total cannabinoid concentration (mg/g) = (Cannabinoid acid form concentration (mg/g) x 0.877) + Cannabinoid concentration (mg/g)
 Total Cannabinoids % (Non-Decarboxylated): Total Cannabinoids including the acidic forms. Total cannabinoid concentration (mg/g) = Cannabinoid acid form concentration (mg/g) + Cannabinoid concentration (mg/g)
 LOQ = Limit of Quantitation
 LOD = Limit of Detection
 ND = Not Detected
 NT = Not Tested
 PPB - Parts per Billion
 PPM - Parts per Million

All tests were performed with relevant laboratory quality control samples (LQCs) and passed prescribed acceptance criteria according to Barclays Official California Code of Regulations (CCR) section 5730, pursuant to 16 CCR section 5726 (e)(13). Testing results are based on the sample submitted to Think20 Labs LLC in the picture and description above. Think20 Labs LLC affirms that all analytical testing was performed consistent with industry standards and in accordance with validated methods designed and verified by Think20 Labs LLC. All testing results were produced in compliance with applicable state and federal laws. This report may not be reproduced, except in full, without the written approval of Think20 Labs LLC.

TESTED

